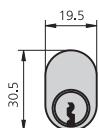
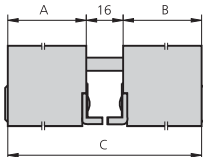
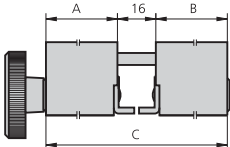
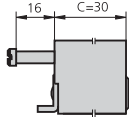
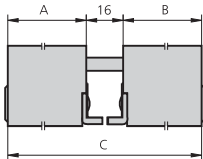
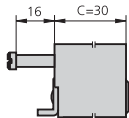


CARACTERÍSTICAS

- Cilindro ovalado
- Cuerpo de latón
- Rotores de latón
- Con levas y vástagos
- 3 llaves

ACCESORIOS OPCIONALES



DESCRIPCIÓN	REF.	MEDIDAS			ACABADOS	APLICABLE A CERRADURAS	UDS	
		A	B	C				
 <ul style="list-style-type: none"> • Cilindro doble • Llave normal 	5964/2525/3	25	25	66	LP	1964	1	
	5964/2525/4	25	25	66	LN		1	
	5964/3030/3	30	30	76	LP		1	
	5964/3030/4	30	30	76	LN		1	
	5964/4040/3	40	40	96	LP		1	
	5964/4040/4	40	40	96	LN		1	
 <ul style="list-style-type: none"> • Cilindro doble con pomo • Llave normal 	5964P3030/3	30	30	76	LP	1964	1	
	5964P3030/4	30	30	76	LN		1	
 <ul style="list-style-type: none"> • Medio cilindro • Llave normal 	5964T25/3			25	LP	1964	1	
	5964T25/4			25	LN		1	
	5964T30/3			30	LP		1	
	5964T30/4			30	LN		1	
	5964T40/3			40	LP		1	
	5964T40/4			40	LN		1	
 <ul style="list-style-type: none"> • Cilindro doble • Llave de seguridad 	6964/3030/3	30	30	76	LP	1964	1	
	6964/3030/4	30	30	76	LN		1	
 <ul style="list-style-type: none"> • Medio cilindro • Llave de seguridad 	6964T30/3			30	LP	1964	1	
	6964T30/4			30	LN		1	