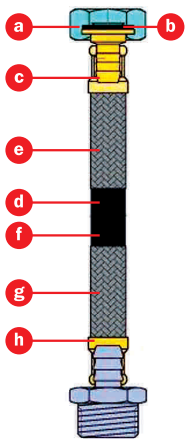











## características técnicas technical features



- a** Latón niquelado.  
Nickel plated brass.
- b** Junta de caucho incorporada.  
Incorporated rubber washer.
- c** Latón.  
Brass.
- d** Caucho EPDM.  
EPDM rubber.
- e** Acero Inox. AISI 304.  
Stainless Steel AISI 304.
- f** Ø Int. 13 mm.  
Inner Ø 13 mm.
- g** Ø Ext. 19 mm.  
Outer Ø 19 mm.
- h** Acero Inox. AISI 304.  
Stainless Steel AISI 304.










## datos técnicos technical data

**DN 13**  
**DN 13**





















	Caudal nominal a 3 bar.....	86 l/min Nominal flow at 3 bar.
	Radio curvatura mínimo.....	43 mm. Minimum curvature radius.
	Presión de servicio.....	16 bar. Operating pressure.
	Temperatura máxima.....	110 °C Maximum temperature.
	H <sub>2</sub> O Potable.....	Si / Yes Drinking H <sub>2</sub> O
	Uso alimentario.....	Si / Yes Food use.
	Paso interior rácor.....	10 mm. Fitting inner diameter.

Las cifras del caudal son orientativas, en función de la longitud y terminales de la conexión.  
Information concerning flow rate is only for guidance and depends on connector length and end-fittings.

## certificaciones approvals

	CSTB Francia / France
	KIWA Holanda / Netherlands
	SVGW Suiza / Switzerland
	INSTAL Polonia / Poland
	ETI Hungria / Hungary
	ETI-SZÚ Rep. Checa / Czech Republic
	SKTC Eslovaquia / Slovakia
	GOST Fed. Rusa / Russian Fed.
	SABS Sudafrica / South Africa

## rácores end fittings

M 1/2"		H 1/2"	H 3/4"		C 1/2"
M 1/2"		H 3/4"	M 1/2"		C 3/4"
M 3/4"		H 3/4"	H 1/2"		C 3/4"
M 3/4"		H 1/2"	M 3/4"		C 3/4"
H 1/2"		H 1/2"	H 3/4"		C 3/4"
H 1/2"		H 3/4"	C 1/2"		C 1/2"
H 3/4"		H 3/4"	C 3/4"		C 3/4"
M 1/2"		C 1/2"	C 1/2"		C 3/4"
H 1/2"		C 1/2"			
M 3/4"		C 1/2"			

M: Macho / Male  
H: Hembra / Female  
T: Tubo / Smooth Tube  
C: Codo / Elbow fitting

Otras combinaciones, consultar.  
For other combinations, please ask.

