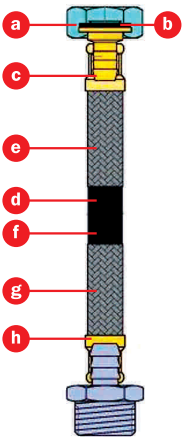











características técnicas technical features



- a** Latón niquelado.
Nickel plated brass.
- b** Junta de caucho incorporada.
Incorporated rubber washer.
- c** Latón.
Brass.
- d** Caucho EPDM.
EPDM rubber.
- e** Acero Inox. AISI 304.
Stainless Steel AISI 304.
- f** Ø Int. 13 mm.
Inner Ø 13 mm.
- g** Ø Ext. 19 mm.
Outer Ø 19 mm.
- h** Acero Inox. AISI 304.
Stainless Steel AISI 304.

datos técnicos technical data










DN 13
DN 13

	Caudal nominal a 3 bar.....	86 l/min
	Nominal flow at 3 bar.	
	Radio curvatura mínimo.....	43 mm.
	Minimum curvature radius.	
	Presión de servicio.....	16 bar.
	Operating pressure.	
	Temperatura máxima.....	110 °C
	Maximum temperature.	
	H ₂ O Potable.....	Si / Yes
	Drinking H ₂ O	
	Uso alimentario.....	Si / Yes
	Food use.	
	Paso interior rácor.....	10 mm.
	Fitting inner diameter.	



















Las cifras del caudal son orientativas, en función de la longitud y terminales de la conexión.

Information concerning flow rate is only for guidance and depends on connector length and end-fittings.

certificaciones approvals

	CSTB Francia / France
	KIWA Holanda / Netherlands
	SVGW Suiza / Switzerland
	INSTAL Polonia / Poland
	ETI Hungria / Hungary
	ETI-SZÚ Rep. Checa / Czech Republic
	SKTC Eslovaquia / Slovakia
	GOST Fed. Rusa / Russian Fed.
	SABS Sudafrica / South Africa

rácores end fittings

M 1/2"		H 1/2"	H 3/4"		C 1/2"
M 1/2"		H 3/4"	M 1/2"		C 3/4"
M 3/4"		H 3/4"	H 1/2"		C 3/4"
M 3/4"		H 1/2"	M 3/4"		C 3/4"
H 1/2"		H 1/2"	H 3/4"		C 3/4"
H 1/2"		H 3/4"	C 1/2"		C 1/2"
H 3/4"		H 3/4"	C 3/4"		C 3/4"
M 1/2"		C 1/2"	C 1/2"		C 3/4"
H 1/2"		C 1/2"			
M 3/4"		C 1/2"			

M: Macho / Male
H: Hembra / Female
T: Tubo / Smooth Tube
C: Codo / Elbow fitting

Otras combinaciones, consultar.
For other combinations, please ask.

